




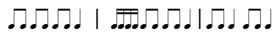

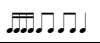


TITLE: Tideo		TYPE: Play party
SOURCE: 150 American Folk Songs		CATEGORY: Circle dance
 <p style="text-align: center;">TIDEO Play-Party Directions</p> <p>To prepare the promenade position, have each partner shake right hands; while continuing to hold right hands, shake also left hands. Right shoulder of Partner "A" should then stand next to the left shoulder of Partner "B" (both people are side-by-side facing in the same direction).</p> <p>Phrases #1-4: Promenade position of couples; couples walk to beat in a large double circle (see diagram). After four beats, each couple does a "scissors" turn (face each other and turn to opposite direction) and walk four beats to other direction. This continues for the first 4 phrases (up to the 1st "Jingle at the windows, Tideo).</p> <p>Phrase #5: Partners face each other. For the word Tideo, do the following: Ti - patsh own thighs de - clap own hands o - "pattycake" partners hands</p> <p>Phrase #6: Hook partner's right elbow, circle in place one time.</p> <p>Phrase #7: Repeat phrase five motions.</p> <p>Phrase #8: Repeat phrase six, only hook <u>left</u> elbows.</p> 		
2 4  m s s l m s s m s s l m r d m s s l m s s m s s s l m r d  m s d' m s d' m s s s l m r d m s d' m s d' m s s s l m r d		
TONE SET: dr m s l d'		CSP: F#
ORIGIN: American folk song		
SCALE: do pentatonic		RHYTHMIC CONTENT: 
MELODIC MOTIFS: msl/mrd/msd'		RHYTHMIC MOTIFS: 
OVERALL FORM: AA'BB		RHYTHMIC FORM: AA'BB
USES	1: do'	CONTEXT: sd'm
	2: 	CONTEXT: 
	3:	CONTEXT:
GRADE LEVEL(S): 2-3		OTHER: